



Illuminating Global Education Through Indianic Values

# NEW STANDARD GROUP OF INSTITUTES



**HOME  
ASSIGNMENT**

**2026**

Name.....

Class..... **UKG** .....Sec. ....

Branch.....

## हिन्दी

1- उचित स्थान पर सही मात्रा लगाकर शब्द बनाइए—


- |           |          |           |
|-----------|----------|-----------|
| 1. ग__य   | 2. घड़__ | 3. __पता  |
| 4. ब__गया | 5. श__शा | 6. पप__ता |

2- वर्णों एवं मात्राओं को जोड़कर शब्द बनाइए—

- |                      |   |       |
|----------------------|---|-------|
| 1. ट + म + ठ + ट + र | = | _____ |
| 2. त + क + ि + य + ठ | = | _____ |
| 3. क + ठ + ज + ल     | = | _____ |
| 4. श + ि + त + ल     | = | _____ |
| 5. ब + ग + ि + य + ठ | = | _____ |
| 6. द + ि + प + क     | = | _____ |


3- चित्र देखकर नाम लिखिए—

(1)




---

(2)



---

(3)




---

(4)



---

(5)




---

(P.T.O)

4- चित्र देखकर सही शब्द पर गोला कीजिए-

(1)



नाक,

खाट,

नाव

(2)




माला,

बाजा,

दाना

(3)




किरन,

किताब,

सितार

(4)




नारियल,

शनिवार,

दिनकर

(5)



नकली,

इमली,

शीतल

(6)

**40**

चालीस,

पीतल,

तीतर

# ENGLISH

1- Make new words with the help of example.  
(one has been done for you)

(I) Bat	Cat	Hat	Rat
(II) Fig	_____	_____	_____
(III) Lot	_____	_____	_____
(IV) Pen	_____	_____	_____
(V) Sun	_____	_____	_____


2-Match the capital alphabet with the correct small alphabet.

(I) A	Y
(II) P	q
(III) M	p
(IV) Q	a
(V) Y	m

(P.T.O)

### 3- Complete the spellings and colour the pictures-

(i)




L \_ \_ ps

(ii)




Ca \_ \_ e

(iii)



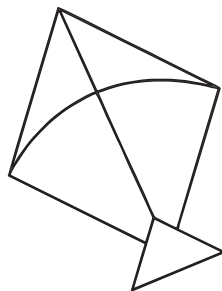
M \_ \_ n \_ o

(iv)




R \_ \_ s \_ \_

(v)



K \_ \_ t \_ \_


(vi)



F \_ \_ s \_ \_


### 4-Circle the right vowel and complete the spellings. One has been done for you:-

1-  a, e, i, o, u




R a t

2- a, e, i, o, u




P \_ \_ n

3- a, e, i, o, u




B      g

4- a, e, i, o, u



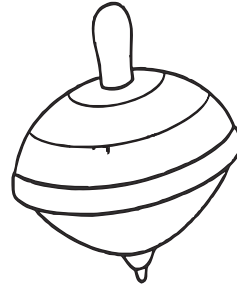
C      p

5- a, e, i, o, u



K      y

6- a, e, i, o, u



T      p

6- a, e, i, o, u



P      t

7- a, e, i, o, u



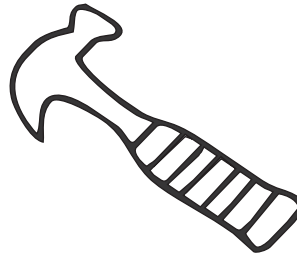

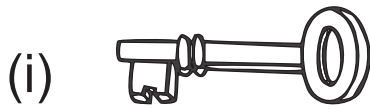
C      p

# MATHS

1- Complete the table of 2:

2	×	1	=	2
2	×	2	=	
2	×	3	=	
2	×	4	=	
2	×	5	=	
2	×	6	=	12
2	×	7	=	
2	×	8	=	16
2	×	9	=	
2	×	10	=	20

2- Circle the heavy object and cross (x) the light object-



3- Write the numbers which comes before and after the given numbers:

1.  13

2. 87

3.  46

4. 99

5.  65

6. 28

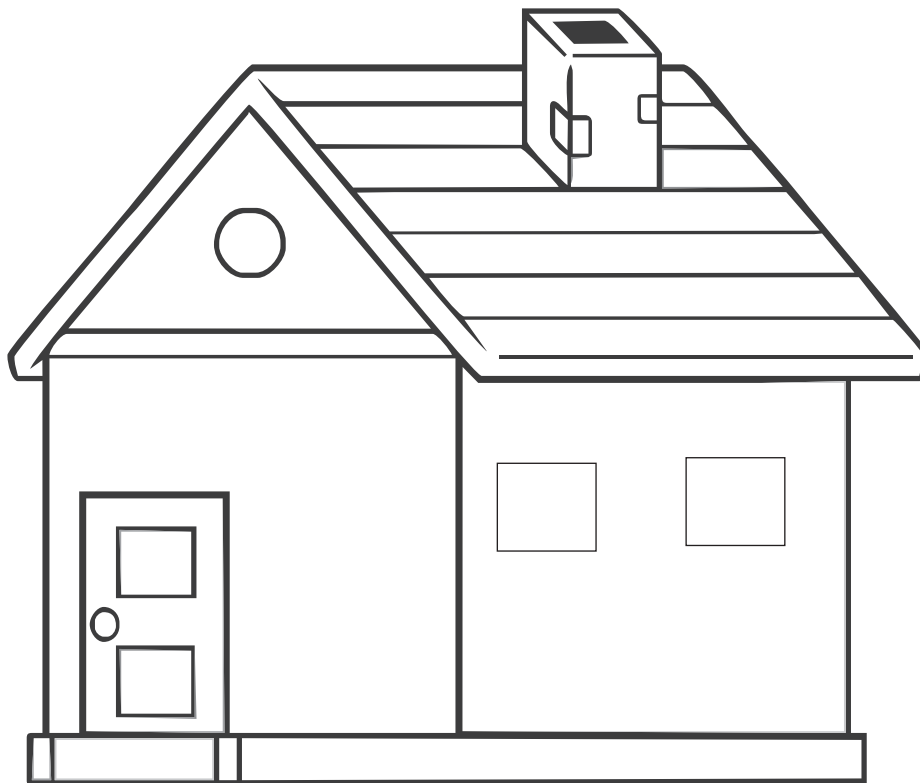
7.  50

8. 74



















9.  7

10. 33

4- Colour the rectangle red, squares green, triangle yellow and circle blue-



5- Count and write the number of pictures-

(i)		<input type="text"/>	(ii)		<input type="text"/>
(iii)		<input type="text"/>	(iv)		<input type="text"/>
					
					
					

**6- Learn and write the number names from 21 to 30.**

(I) 21 \_\_\_\_\_

(II) 22 \_\_\_\_\_

(III) 23 \_\_\_\_\_

(IV) 24 \_\_\_\_\_

(V) 25 \_\_\_\_\_

(VI) 26 \_\_\_\_\_


(VII) 27 \_\_\_\_\_

(VIII) 28 \_\_\_\_\_



(IX) 29 \_\_\_\_\_

(X) 30 \_\_\_\_\_

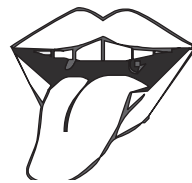
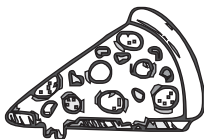
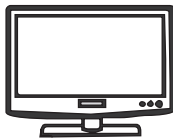
1- Label the body parts.



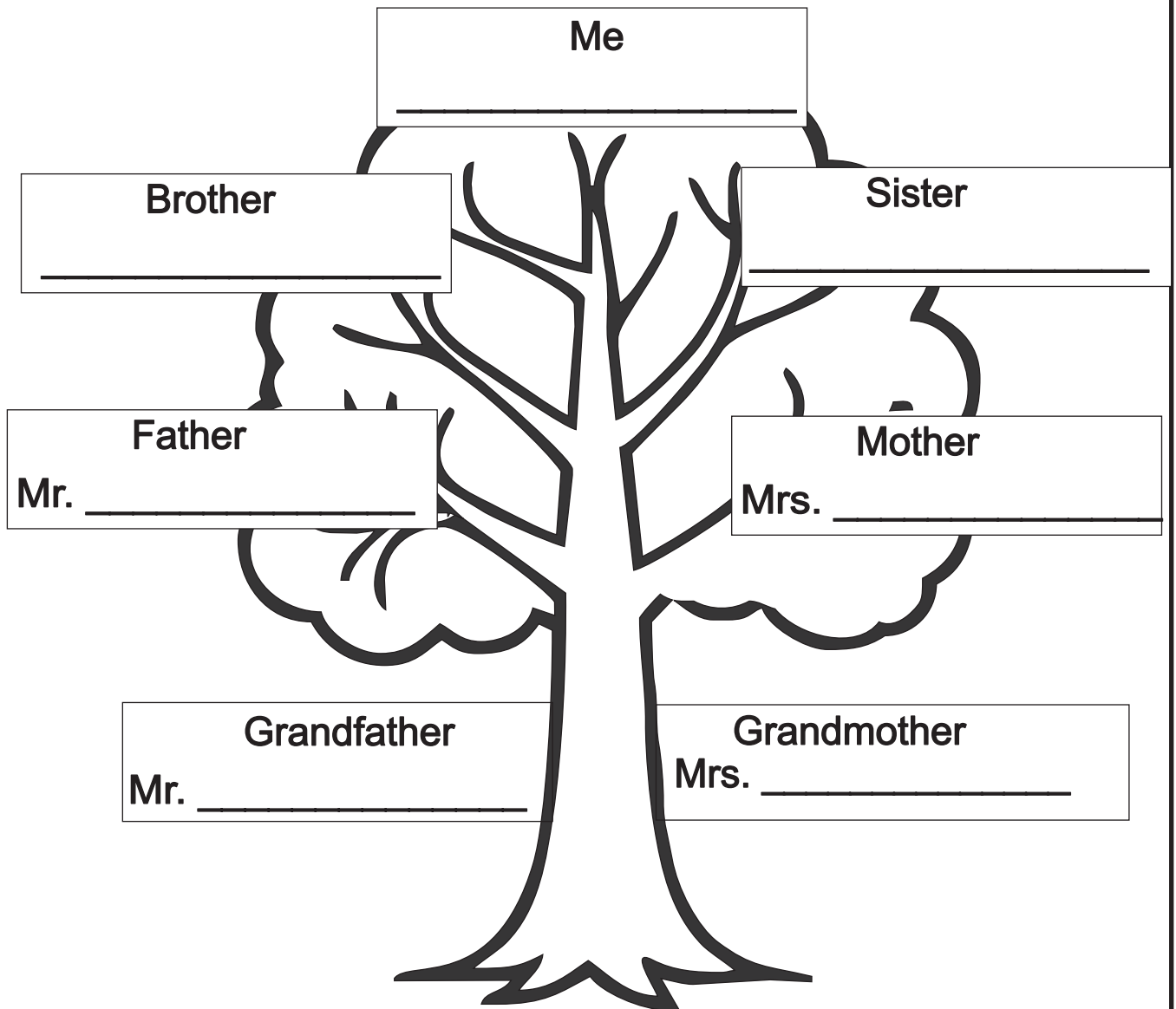
2- Circle (O) the things that are sweet and cross (x) the things that are salty in taste.



3- Match the following.



4- Write the name of your family members to complete the family tree.




(P.T.O)

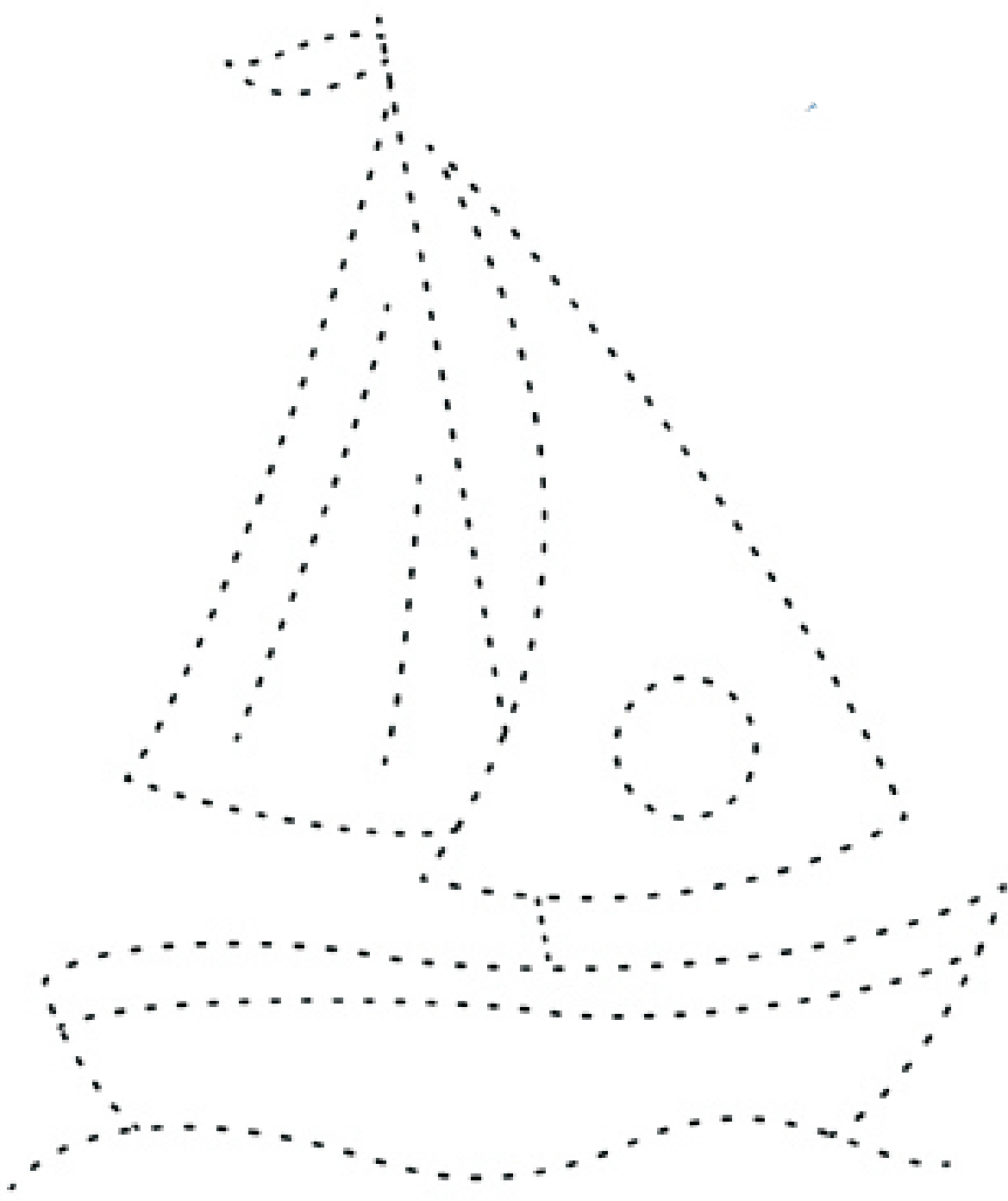
**5- Fill in the blanks with the help of given clues.**

- 1- I study in \_\_\_\_\_. (bedroom/study room)
- 2- Pucca house is made up of \_\_\_\_\_.(mud and straw/brick and cement)
- 3- Eating an apple daily is \_\_\_\_\_.(good choice/  
bad choice)
- 4- The teacher teaches me in \_\_\_\_\_.(Classroom  
/Library)

1. Colour the picture-



2- Join the dots and colour the picture-



## कविता— मेहनत के रंग

चींटी होती सबसे छोटी,  
खुद से बड़ा वजन यह ढोती।  
चुन-चुन चिड़िया तिनका लाती,  
और घोंसला बड़ा बनाती।  
चूहा बिल जब कहीं बनाए,  
ढेरों मिट्टी खोदे जाए।  
रस फूलों का लेकर आती,  
मधु मक्खियाँ शहद बनाती।

### **Learn rhyme (Thank you)**

Thank you, thank you, every day,  
For the love that comes my way!  
Thank you for the Sun so bright.  
Thank you for the Stars at night!  
Thank you, Mom and Dad so dear.  
Thank you, friends who bring me cheer!  
Thank you world for all I see.  
I am happy to be me!

(P.T.O)

## CONVERSATION

1- Learn and write

(a) Your name \_\_\_\_\_

(b) Your father's name \_\_\_\_\_

(c) Your best friend's name \_\_\_\_\_

(d) Your birthday \_\_\_\_\_

2- Learn and write the name of five fruits.

(I) \_\_\_\_\_

(II) \_\_\_\_\_

(III) \_\_\_\_\_

(IV) \_\_\_\_\_

(V) \_\_\_\_\_

## BOOK WORK

1- Complete "Alankrita" cursive writing book upto page no. 41.